

A1 INSTALLATION DRAWING

IF THIS DOCUMENT IS PRINTED IN HARDCOPY, IT IS FOR INFORMATION USE ONLY AND THEREFORE IS NOT SUBJECT TO UPDATING CONTROLS. ALWAYS REFER TO SOLIDWORKS VIEWER FOR LATEST ISSUE



THIS DRAWING IS CONFIDENTIAL AND IS SUPPLIED ON THE EXPRESS CONDITION THAT IT SHALL NOT BE LOANED OR COPIED OR DISCLOSED TO ANY OTHER PERSON OR USED FOR ANY OTHER PURPOSE WITHOUT THE WRITTEN CONSENT OF AP RACING LTD.



AP Racing
Wheler Road
Coventry
CV3 4LB

Tel: +44 (0) 24 7663 9595
Fax: +44 (0) 24 7663 9559
e-mail: engineering@apracing.co.uk
Web site: <http://www.apracing.com>

© AP Racing Ltd. 2014

DISC PART NUMBERS:

CP7472-102 RH AS SHOWN
CP7472-103 LH OPPOSITE

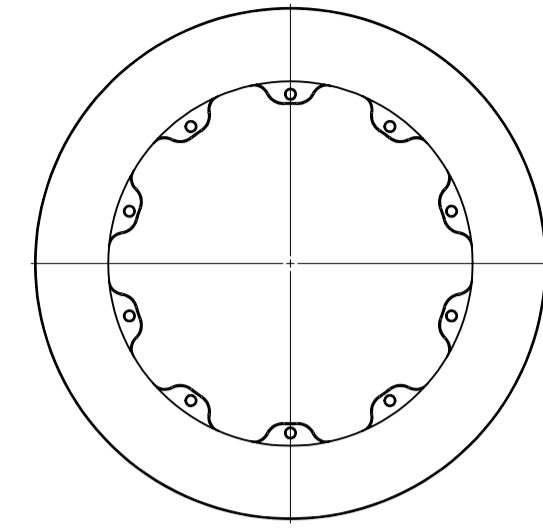
THIS IS A 72 VANES DISC OF MASS 5.54 KG.

SUFFIX TO DISC PART NUMBERS:

SUFFIX DETAILS
P PLAIN DISC - NO GROOVES
GA 8 SETS OF 2 GROOVES PER FACE DO NOT RUN OUT THROUGH OD. (AS SHOWN)

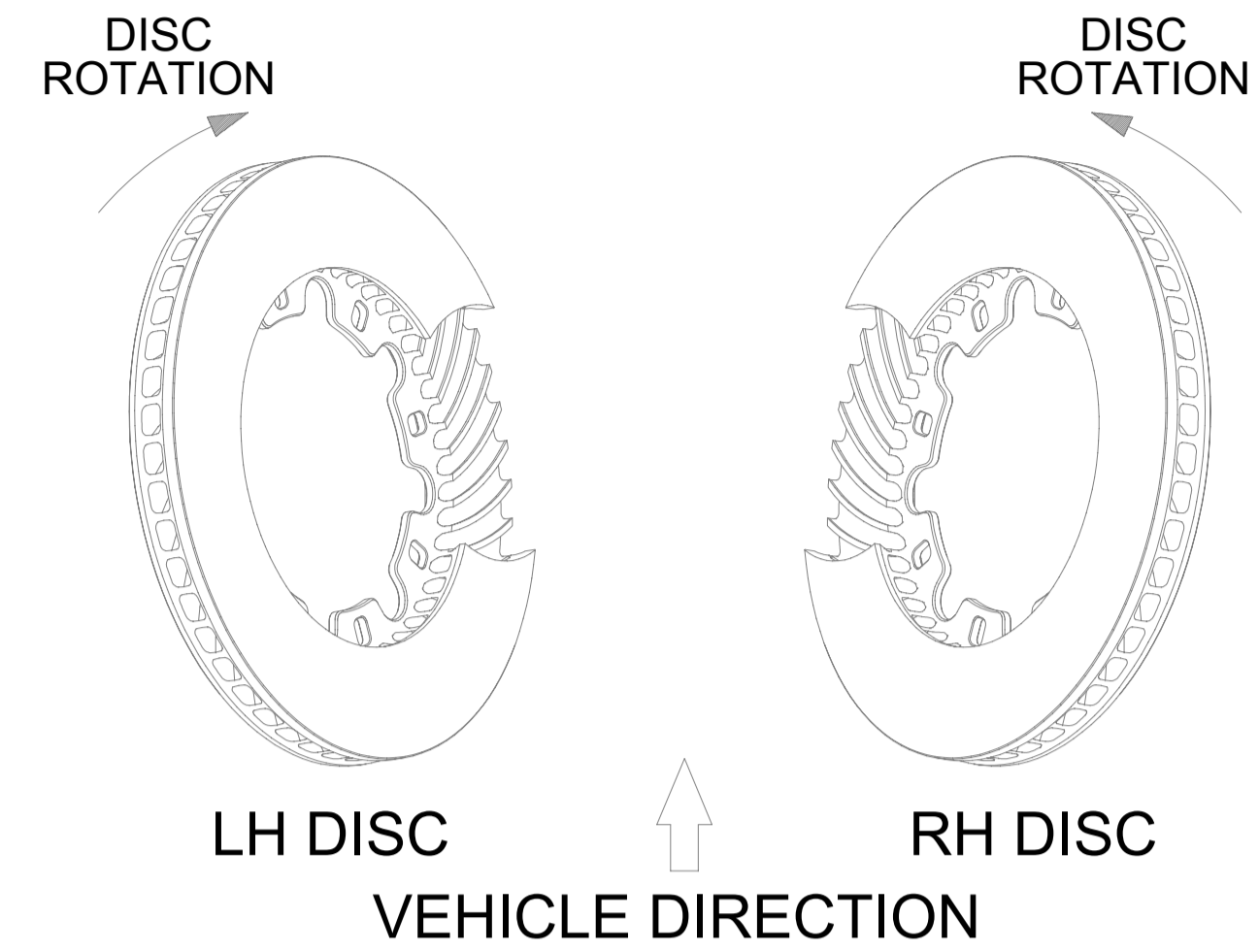
THIS DISC WAS DESIGNED TO WORK WITH A D60 DEPTH PAD AND CP2494-1341MD (0.2MM LOW FLOAT) OR CP2494-589MJ (0.4MM HIGH FLOAT) BOBBINS.

FOR DISC MOUNTING TECHNIQUES, BEDDING PROCEDURE AND DISC COOLING RECOMMENDATIONS SEE AP RACING BRAKE DISC CATALOGUE.

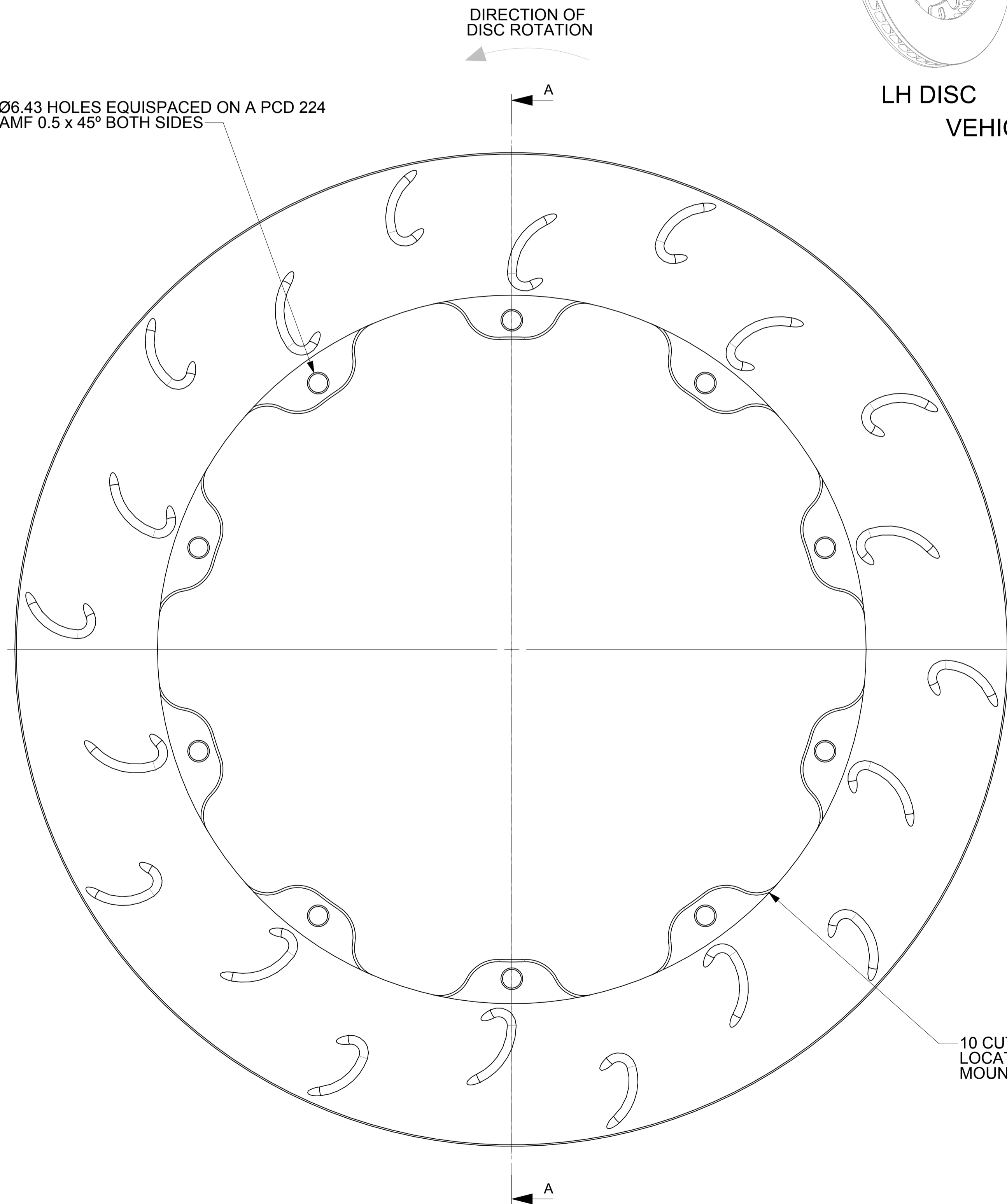


PLAIN DISC VERSION

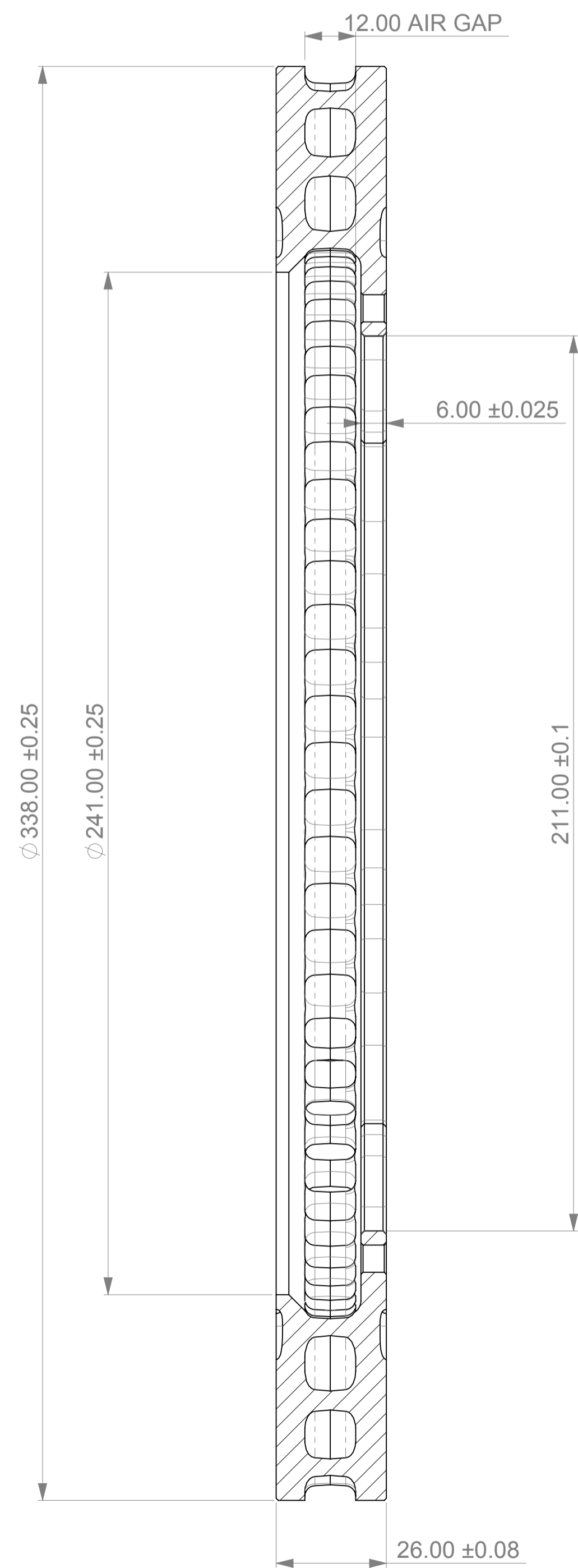
DISC INSTALLATION



10 Ø6.43 HOLES EQUISPACED ON A PCD 224
CHAMF 0.5 x 45° BOTH SIDES



10 CUTOUTS EQUISPACED AND LOCATED CENTRALLY BETWEEN MOUNTING HOLES AS SHOWN



SECTION A-A

| Issue No. | Date & No. | Alterations | | Zone | Initials |
|-----------|-------------------|-------------|--|------|----------|
| | | Particulars | | | |
| 01 | 07/05/14 B7073 | FIRST ISSUE | | # | JN |

| | |
|---------------------------|--------------|
| SCALE 1:1 | SHEET 1 OF 1 |
| DRAWN James Nurse | |
| APPROVED | |
| DERIVED FROM CP6472-102-3 | |
| TITLE | |
| 72 VANE VENTED DISC | |
| Ø338 x 26.00 | |
| DRG NO. CP7472-102-3CD | |