

A1 INSTALLATION DRAWING

IF THIS DOCUMENT IS PRINTED IN HARDCOPY, IT IS FOR INFORMATION USE ONLY AND THEREFORE IS NOT SUBJECT TO UPDATING CONTROLS. ALWAYS REFER TO SOLIDWORKS VIEWER FOR LATEST ISSUE



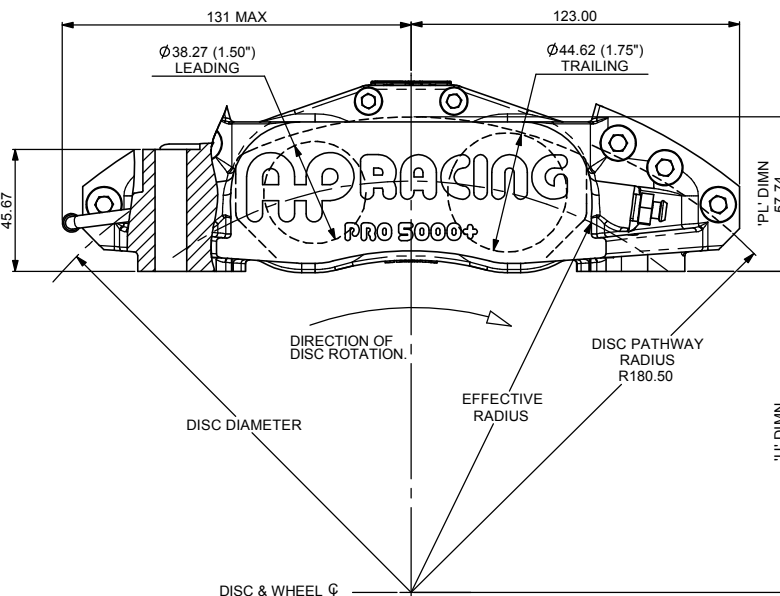
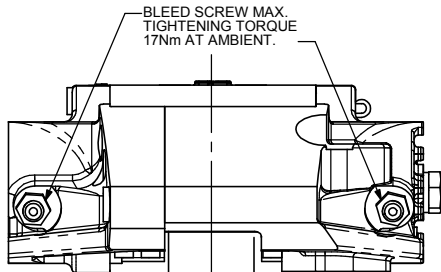
THIS DRAWING IS CONFIDENTIAL AND IS SUPPLIED ON THE EXPRESS CONDITION THAT IT SHALL NOT BE LOANED OR COPIED OR DISCLOSED TO ANY OTHER PERSON OR USED FOR ANY OTHER PURPOSE WITHOUT THE WRITTEN CONSENT OF AP RACING LTD.



AP Racing
Wheler Road
Coventry
CV3 4LB

Tel: +44 (0) 24 7663 9595
Fax: +44 (0) 24 7663 9559
e-mail: engineering@apracings.com
Web site: <http://www.apracings.com>

© AP Racing Ltd. 2005



GENERAL DESCRIPTION:

THIS IS A 4 PISTON DIFFERENTIAL BORE CALIPER DESIGNED TO OPERATE ON CAST IRON DISCS OF DIAMETERS $\phi 330$ TO $\phi 356$. mm AND THICKNESSES UP TO 32.0 mm.
STAINLESS STEEL BRIDGE PIPES AND PAD ABUTMENT WEAR PLATES ARE FITTED.
SEALS ARE HIGH TEMPERATURE 'SEAL-IN-BORE' TYPE.
PADS ARE RETAINED BY 'H' PIECE OR QUICK RELEASE CLIP.

TYPICAL APPLICATION:

TECHNICAL INFORMATION:

TOTAL PISTON AREA: 53.85 cm²
PISTON MATERIAL: ALUMINIUM
BODY MATERIAL: ALUMINIUM ALLOY
HYDRAULIC CONNECTIONS: M10 x 1.0
ASSEMBLY WEIGHT: 2.45 Kg. (WITHOUT PADS)

INSTALLATION INFORMATION

DISC & CALIPER MOUNTING TOLERANCES TO BE SUCH THAT THE DISC IS CENTRAL TO THE CALIPER TO WITHIN ± 0.5 mm.

KEY TO DIMENSIONS:

DIMENSION 'PL': TOP OF PAD MATERIAL TO MOUNTING BOSS FACE WITH PAD SITTING DOWN ON LEDGE.
DIMENSION 'U': WHEEL CENTRE LINE TO CALIPER MOUNTING BOSS FACE (DISC $\phi 2$) - DIMENSION 'PL'.
DIMENSION 'C': OFFSET-DISC CENTRE LINE TO MOUNTING HOLES.
EFFECTIVE RAD: DISTANCE FROM WHEEL CENTRE LINE TO NOMINAL PISTON CENTRE LINE.

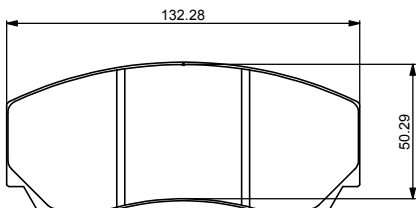
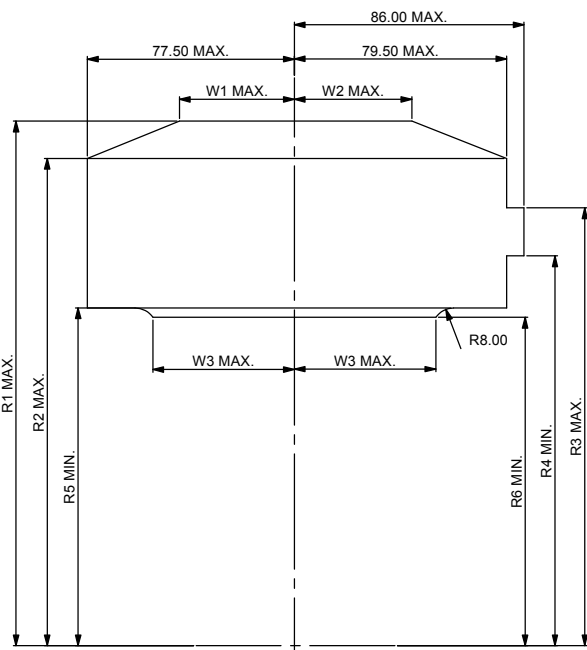
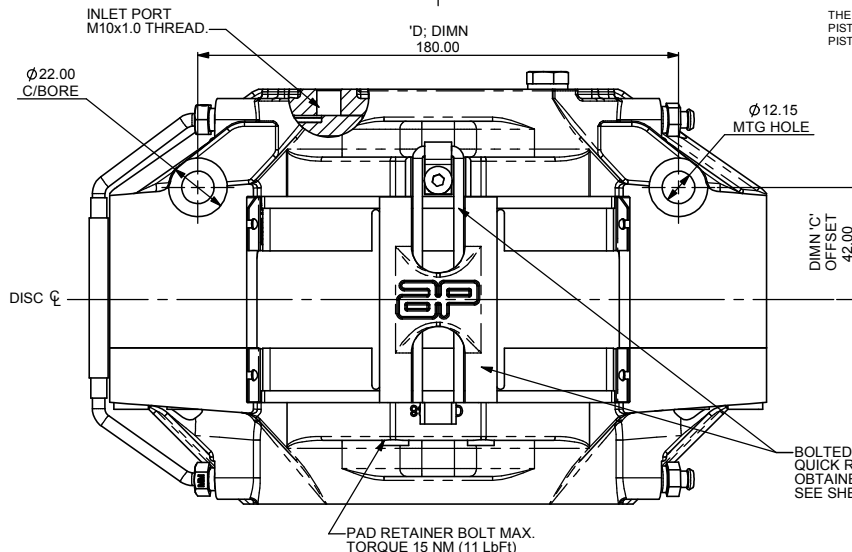
AP RACING TECHNICAL SECTION WILL BE PLEASED TO ADVISE ON THE MOST SUITABLE EQUIPMENT FOR ANY PARTICULAR APPLICATION.

CALIPER PART NUMBERS

CP5040-30S4 - RIGHT HAND TRAILING (AS DRAWN)
CP5040-31S4 - LEFT HAND TRAILING
CP5040-32S4 - RIGHT HAND LEADING
CP5040-33S4 - LEFT HAND LEADING

THE ADDITION OF AN 'L' SUFFIX DENOTES STAINLESS STEEL PISTONS RATHER THAN THE STANDARD ALUMINIUM ALLOY PISTONS

SEE SHEET 2 FOR SPARE PARTS LIST



CP2279D50 PAD FAMILY

PAD THICKNESS :- 20.45mm
PAD AREA :- 57.37 cm²
PAD VOLUME :- 91.65cm³

DISC ϕ	DISC WIDTH	R1	R2	R3	R4	R5	R6	W1	W2	W3	EFF RAD	'U' DIM'N
356.0	32.0	196.5	182.5	164.0	146.0	126.5	123.0	43.0	44.0	53.0	154.0	120.26
330.0	32.0	187.0	170.0	152.0	134.0	113.5	110.5	37.0	40.0	53.0	141.5	107.26

Issue No.	Alterations			Zone	Initials
	Date & No.	Particulars			
1	14/05/03 B3649	FIRST ISSUE			SAT
2	13/01/04	RADIAL PROFILE WAS CORRECTED.			CDA
3	15/06/06 B4535	RE-DRAWN ON SOLID WORKS. EXPLODED VIEW AND SPARE PARTS CHART ADDED TO NEW SHEET 2. AMMENDMENTS TO SOME DIMENSIONS IN RADIAL PROFILE CHART.			# DRA
4	15/02/07 B4750	PART NUMBER 'L' SUFFIX NOTE ADDED			SAT
5	14/05/08 B5192	QUICK RELEASE PAD CLIP REMOVED AS STANDARD NOW OPTIONAL KIT			DRA

SCALE 1:1	SHEET 1 OF 2
DRAWN	D.ARROWSMITH - S.THOMAS
APPROVED	
DERIVED FROM	
TITLE	$\phi 1.75" \times 1.50" \times 4$ CALIPER INSTALLATION DRAWING
DRG NO.	CP5040-30CD

A1 INSTALLATION DRAWING

IF THIS DOCUMENT IS PRINTED IN HARDCOPY, IT IS FOR INFORMATION USE ONLY AND THEREFORE IS NOT SUBJECT TO UPDATING CONTROLS. ALWAYS REFER TO SOLIDWORKS VIEWER FOR LATEST ISSUE



THIS DRAWING IS CONFIDENTIAL AND IS SUPPLIED ON THE EXPRESS CONDITION THAT IT SHALL NOT BE LOANED OR COPIED OR DISCLOSED TO ANY OTHER PERSON OR USED FOR ANY OTHER PURPOSE WITHOUT THE WRITTEN CONSENT OF AP RACING LTD.



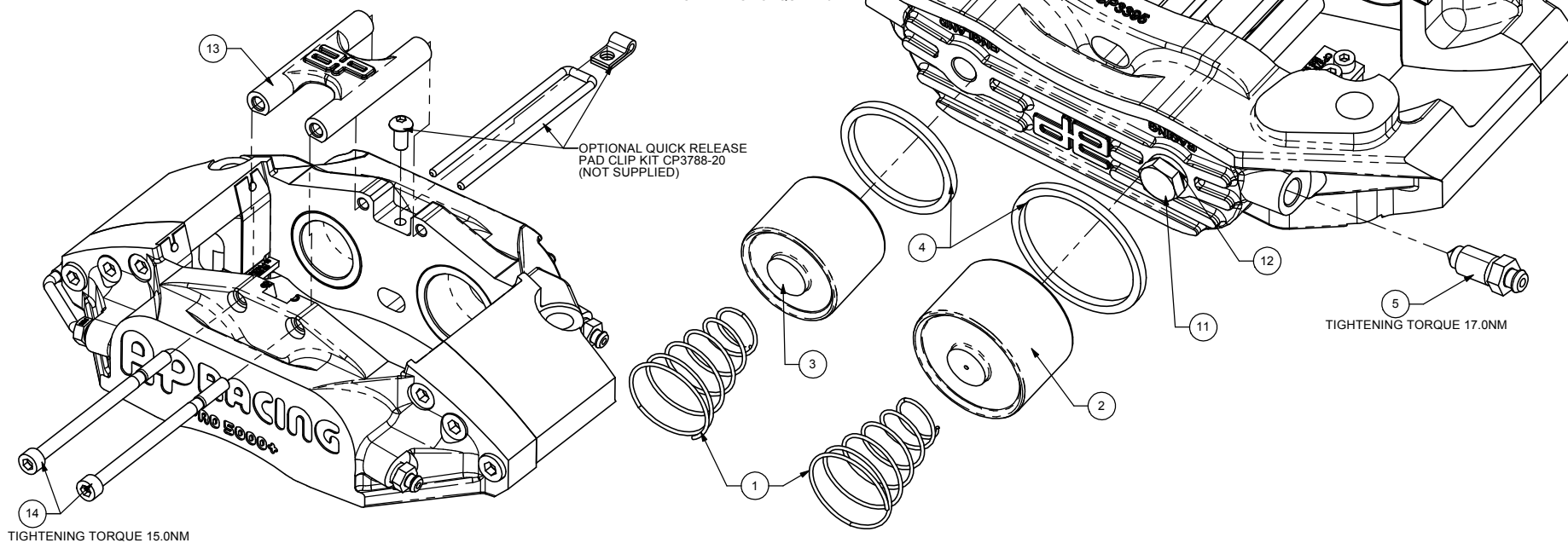
AP Racing
Wheler Road
Coventry
CV3 4LB

Tel: +44 (0) 24 7663 9595
Fax: +44 (0) 24 7663 9559
e-mail: engineering@apracings.com
Web site: <http://www.apracings.com>

© AP Racing Ltd. 2005

SPARE PARTS LIST			
REF	QTY / CALIPER	PART NO.	DESCRIPTION
1	1	CP6518-4LBLL	4.00LB AKB SPRING KIT
2	2	CP3394-110	Ø1.75" PISTON
3	2	CP3636-107	Ø1.50" PISTON
4	1	CP4518-JL	HIGH-TEMP SEAL KIT (6 SEALS)
5	2	CP3720-173	M10 BLEED SCREW
6	1	CP5040-7	PIPE ASSEMBLY
7	4	CP3557-107	HAMMER DRIVE SCREW
8	2	CP3846-101	WEARPLATE (COVER SIDE)
9	1	CP3799-110	WEARPLATES (MTG. SIDE)
10	1	CP3799-111	(HANDED)
11	2	CP3394-108	PAD SUPPORT (COVER SIDE)
12	2	CP3799-108	PAD SUPPORT (MOUNTING. SIDE)
13	8	CP3215-115	M4 SCREW
14	1	CP3760-106	BLANKING PLUG
15	1	KL44517	COPPER GASKET
16	1	CP3795-101	H PEICE
17	1	CP3439-111	H PIECE BOLT

FOR CALIPER RE-CONDITIONING INFORMATION SEE AP RACING DATA SHEET P14.101



Issue No.	Alterations		Zone	Initials
	Date & No.	Particulars		

SCALE 1:1	SHEET 1 OF 2
DRAWN	D.ARROWSMITH - S.THOMAS
APPROVED	
DERIVED FROM	
TITLE	
Ø1.75" x 1.50" x 4 CALIPER INSTALLATION DRAWING	
DRG NO.	CP5040-30CD