

A1 INSTALLATION DRAWING

IF THIS DOCUMENT IS PRINTED IN HARDCOPY, IT IS FOR INFORMATION USE ONLY AND THEREFORE IS NOT SUBJECT TO UPDATING CONTROLS. ALWAYS REFER TO SOLIDWORKS VIEWER FOR LATEST ISSUE



THIS DRAWING IS CONFIDENTIAL AND IS SUPPLIED ON THE EXPRESS CONDITION THAT IT SHALL NOT BE LOANED OR COPIED OR DISCLOSED TO ANY OTHER PERSON OR USED FOR ANY OTHER PURPOSE WITHOUT THE WRITTEN CONSENT OF AP RACING LTD.



AP Racing
Wheler Road
Coventry
CV3 4LB

Tel: +44 (0) 24 7663 9595
Fax: +44 (0) 24 7663 9559
e-mail: engineering@apracings.co.uk
Web site: <http://www.apracings.com>

© AP Racing Ltd. 2005

DISC PART NUMBERS:

CP3862-104 RH AS SHOWN
CP3862-105 LH OPPOSITE

THIS IS A 60 VANES DISC OF MASS 4.75 KG.

SUFFIX TO DISC PART NUMBERS:

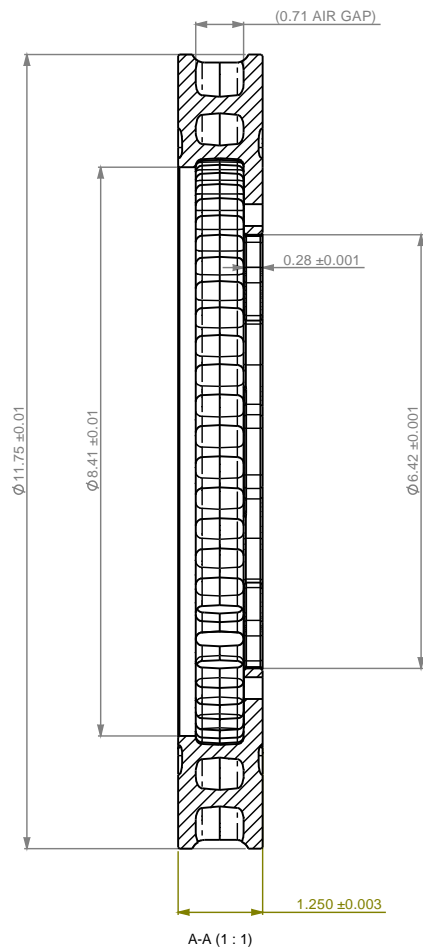
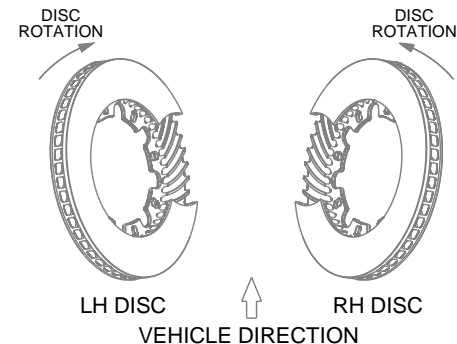
SUFFIX DETAILS

P PLAIN DISC - NO GROOVES
GA 8 SETS OF 2 GROOVES PER FACE
DO NOT RUN OUT THROUGH OD.

THIS DISC WAS DESIGNED TO WORK WITH A D41 DEPTH PAD.

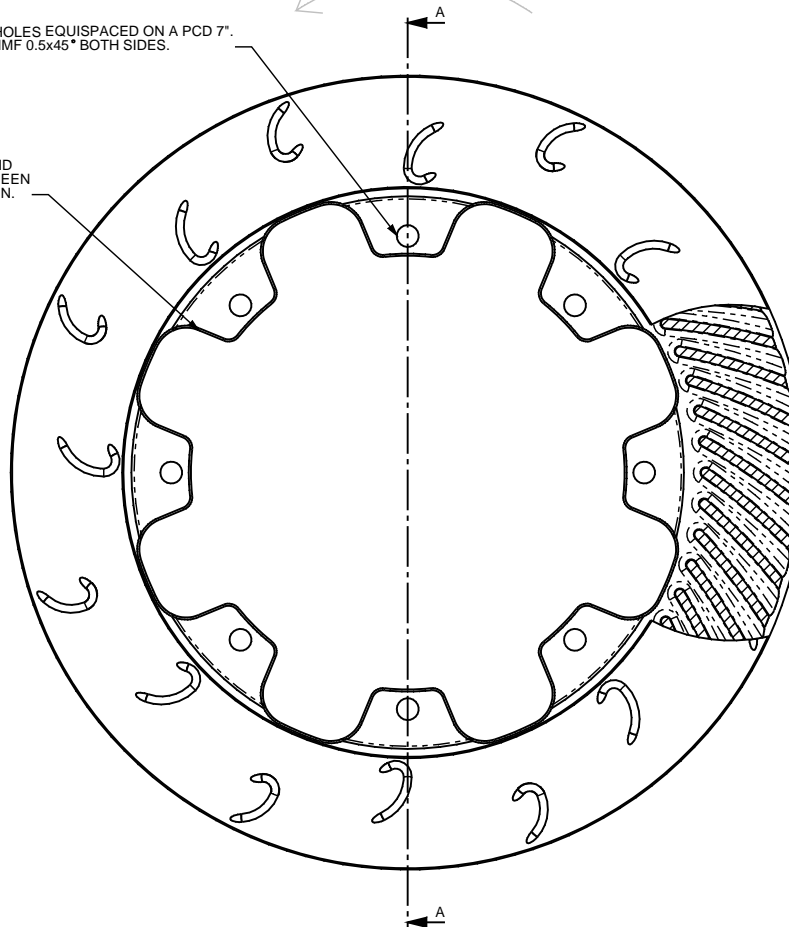
FOR DISC MOUNTING TECHNIQUES, BEDDING PROCEDURE AND DISC COOLING RECOMMENDATIONS SEE AP RACING BRAKE DISC CATALOGUE.

DISC INSTALLATION



8 HOLES EQUISPACED ON A PCD 7".
CHMF 0.5x45° BOTH SIDES.

8 CUTOUTS EQUISPACED AND LOCATED CENTRALLY BETWEEN MOUNTING HOLES AS SHOWN.



Issue No.	Alterations		Zone	Initials
	Date & No.	Particulars		
1	12/04/06 B4530	FIRST ISSUE	#	JH
2	30/04/12 B6464	PLAIN DISC VERSION ADDED		SAT

SCALE 1:2	SHEET 1 OF 1
DRAWN jheritage	
APPROVED	
DERIVED FROM CP3860-104/105	
TITLE	
LATE MODEL Ø298.45 x 31.75	
VENTILATED DISC	
DRG NO. cp3862-104-5cd	