


B1 INSTALLATION DRAWING

IF THIS DOCUMENT IS PRINTED IN HARDCOPY, IT IS FOR INFORMATION USE ONLY AND THEREFORE IS NOT SUBJECT TO UPDATING CONTROLS. ALWAYS REFER TO SOLIDWORKS VIEWER FOR LATEST ISSUE

FIRST ANGLE PROJECTION

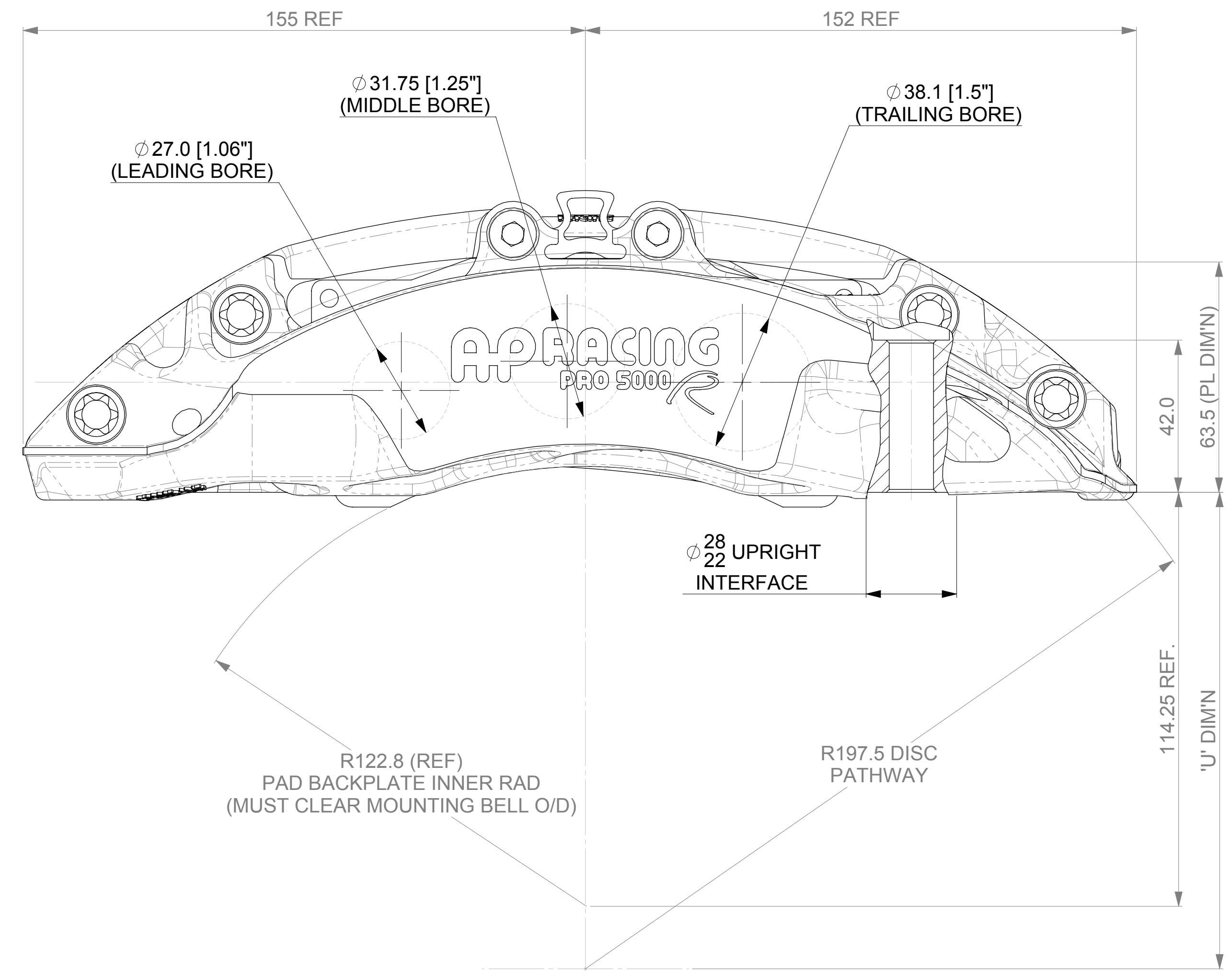
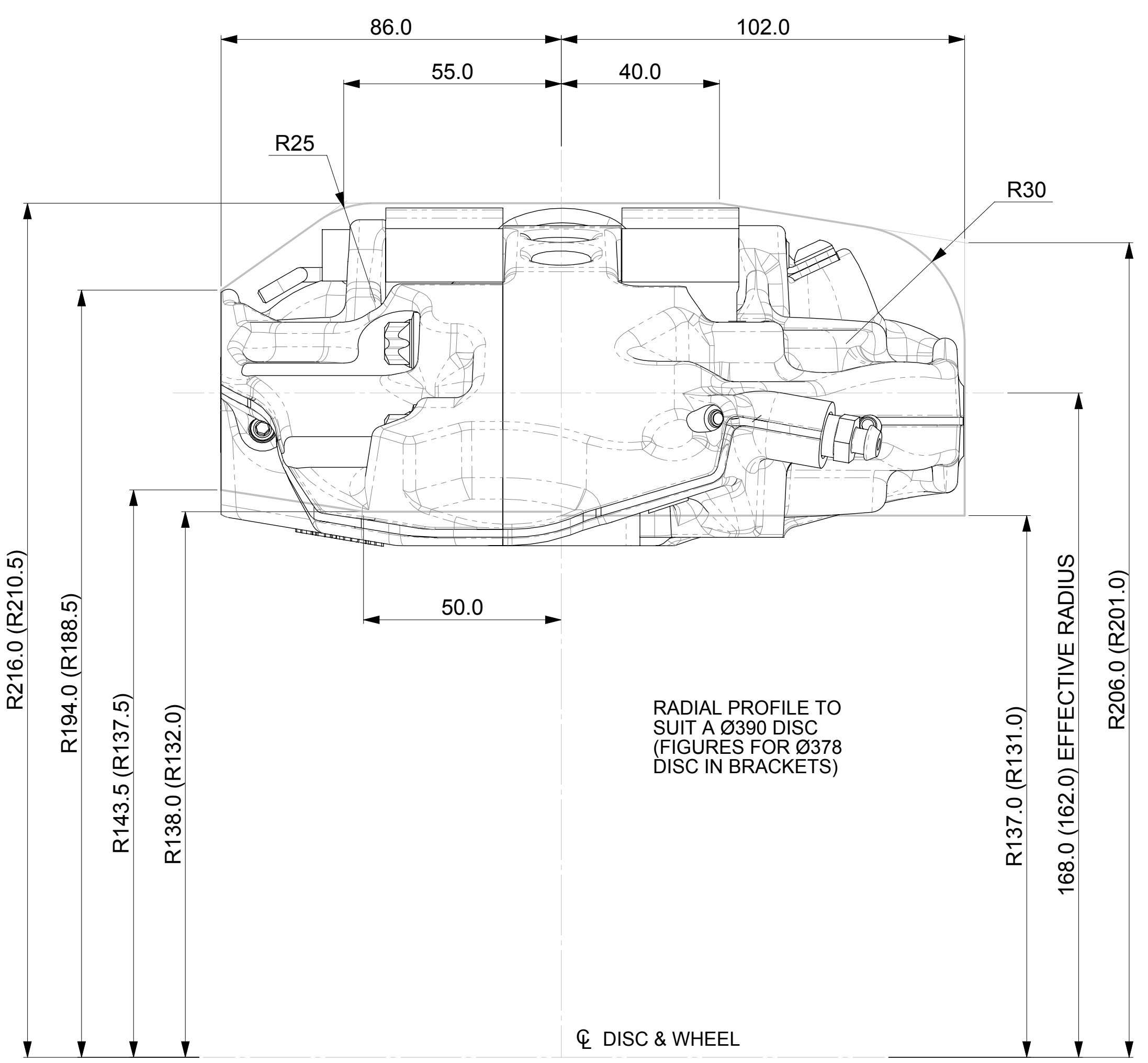
THIS DRAWING IS CONFIDENTIAL AND IS SUPPLIED ON THE EXPRESS CONDITION THAT IT SHALL NOT BE LOANED OR COPIED OR DISCLOSED TO ANY OTHER PERSON OR USED FOR ANY OTHER PURPOSE WITHOUT THE WRITTEN CONSENT OF AP RACING LTD.



AP Racing
Wheler Road
Coventry
CV3 4LB
Tel: +44 024 7663 9595
Fax: +44 024 7663 9559
e-mail: sales@apracings.co.uk
Web site: [HTTP://www.apracings.com](http://www.apracings.com)

© AP Racing Ltd. 2015

Issue No.	Date & No.	Alterations	Zone	Initials
1	JAN '15 B7215	FIRST ISSUE	#	JT



GENERAL DESCRIPTION
6 PISTON DIFFERENTIAL BORE CALIPER TO SUIT UP TO A Ø390mm x 35.56mm MAX / 32mm MIN THICK IRON DISC. PADS ARE RETAINED BY A BOLTED RETAINER, WITH A QUICK-RELEASE SPRING CLIP SUPPLIED FOR USE IN EVENTS WHEN FAST PAD CHANGES ARE REQUIRED.

APPLICATION
GENERAL USE CALIPER

TECHNICAL INFORMATION
TOTAL PISTON AREA: 50cm²
BODY MATERIAL: ALUMINIUM ALLOY
PISTON MATERIAL: STAINLESS STEEL

ASSEMBLY WEIGHT (LESS PADS, BOLTED PAD RETAINER): 3.1Kg

INSTALLATION INFORMATION
DISC & CALIPER MOUNTING TOLERANCES TO BE SUCH THAT THE DISC IS CENTRAL TO THE CALIPER TO WITHIN ±0.5mm.
DISC DIAMETRAL CLEARANCE SHOULD BE 2.5mm NOMINAL FROM DISC O/D TO PATHWAY.

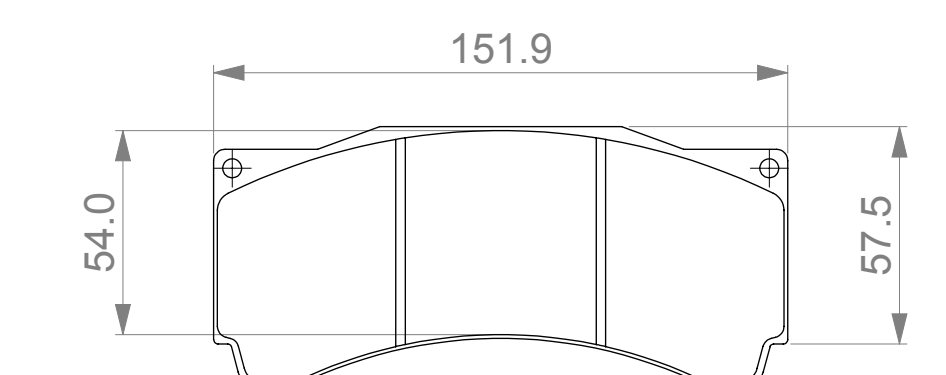
KEY TO DIMENSIONS
'PL' DIMN : TOP OF PAD MATERIAL TO MOUNTING BOSS FACE.
'U' DIMN : WHEEL CENTRE LINE TO CALIPER MOUNTING BOSS FACE = (DISC Ø/2) - PL DIMN

CALIPER PART NUMBERS
CP9668-2S7L - RIGHT HAND
CP9668-3S7L - LEFT HAND

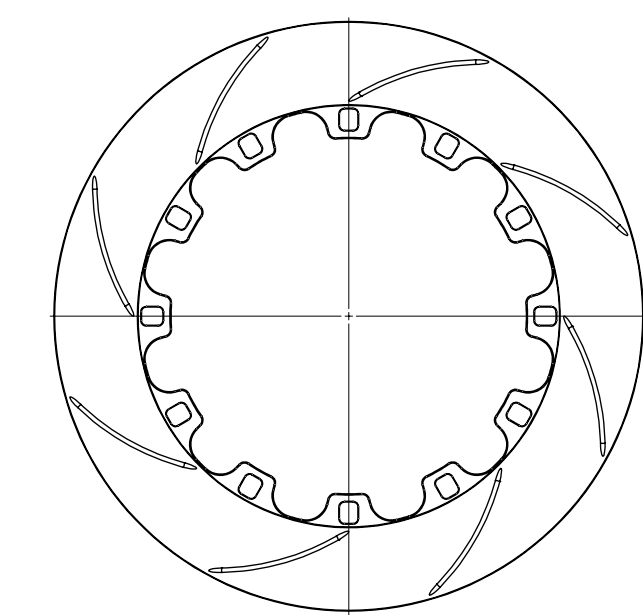
EXAMPLE PART # - CP9668-2 S (SIDE FEED) 7 (7lb AKB SPRINGS) L (STAINLESS PISTONS).

PADS
THE CORRECT PAD FAMILY FOR THIS CALIPER IS CP3558D54. PADS SHOULD BE ORDERED SEPERATELY.

RECOMENDED DISC AND PAD OPTIONS AVAILABLE
D54 DISC AND PAD COMBINATION

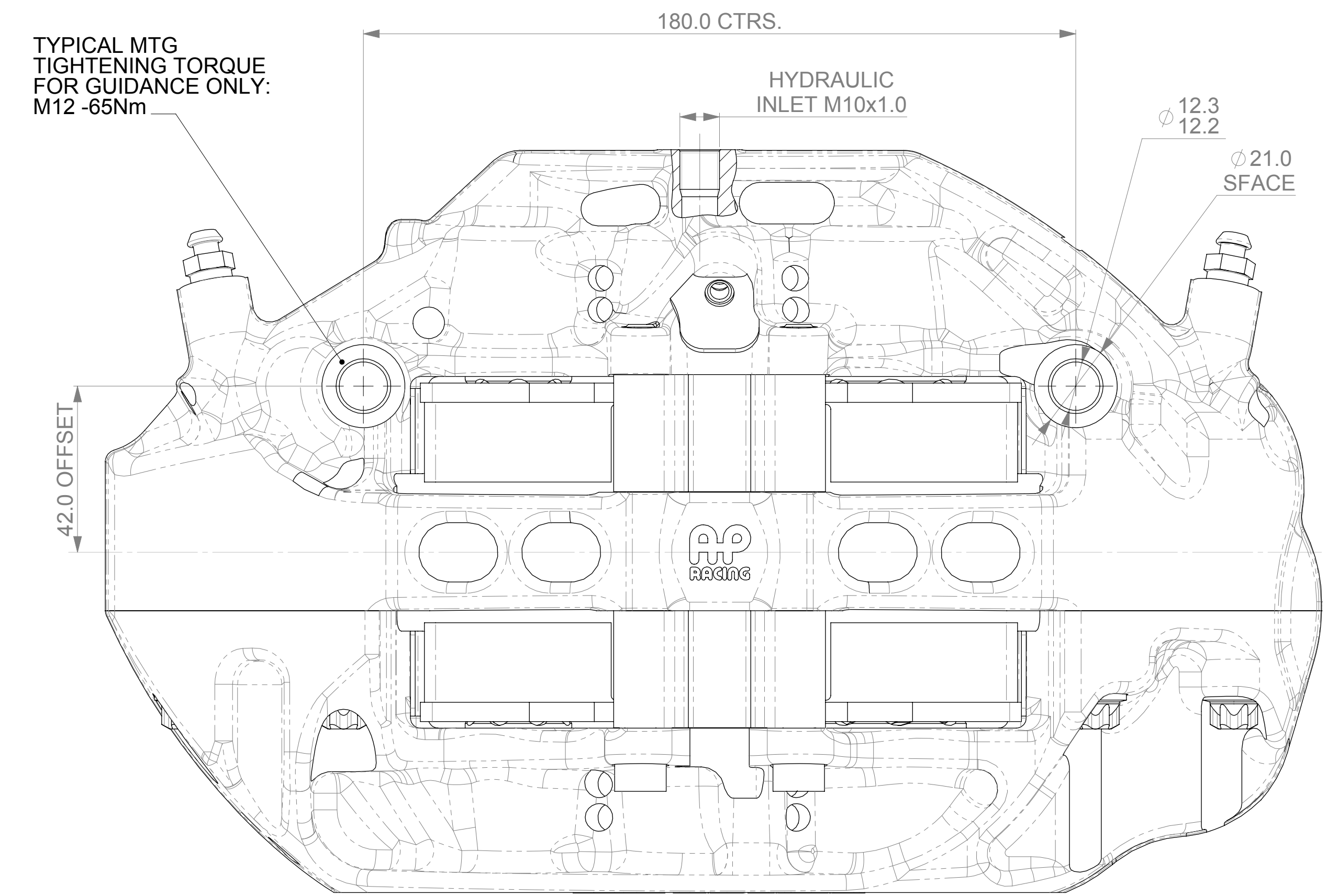

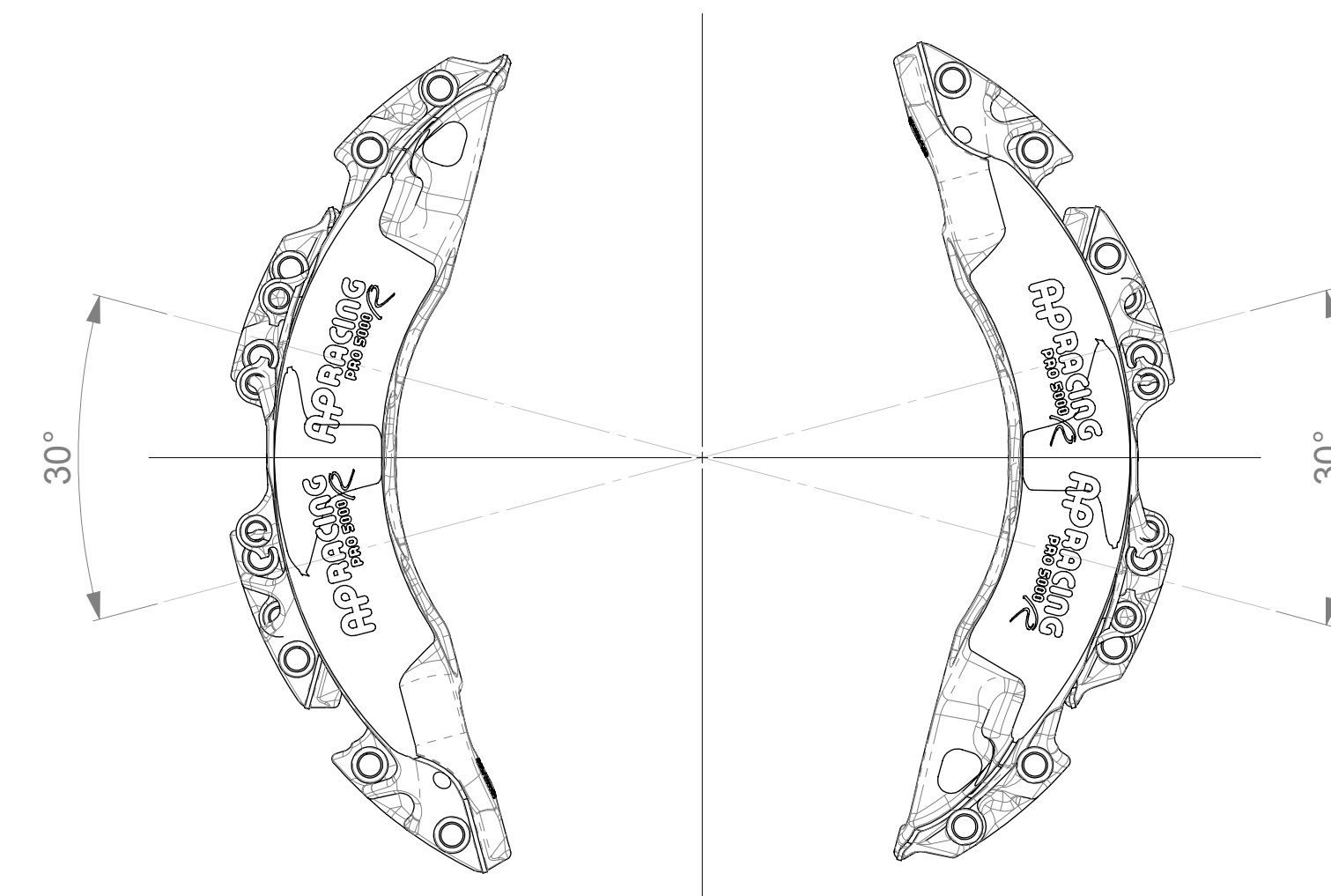


CP3558D54 PAD FAMILY
PAD AREA - 77.4cm²
VOLUME - 155.8cm³
THICKNESS - 25.0mm



CP4284-134/5CG8 Ø390x36 12F 84v 8.7Kg
CP5772-1030/1CG8 Ø378x32 12f 72v 7.2Kg

OPTIMUM BLEED POSITIONING
FOR OPTIMUM BLEED, THE CALIPER SHOULD BE INSTALLED IN THE LEADING OR TRAILING POSITION, BETWEEN THE ANGLES SHOWN.



SCALE 1:1	SHEET 1 OF 2
DRAWN Jon Tait	
APPROVED	
DERIVED FROM cp9665-1cd	
TITLE	
6 PISTON PRO 5000 R	
CALIPER 180x42 MOUNTING	
DRG NO.	CP9668-1CD

B1 INSTALLATION DRAWING

IF THIS DOCUMENT IS PRINTED IN HARDCOPY, IT IS FOR INFORMATION USE ONLY AND THEREFORE IS NOT SUBJECT TO UPDATING CONTROLS. ALWAYS REFER TO SOLIDWORKS VIEWER FOR LATEST ISSUE

FIRST ANGLE PROJECTION

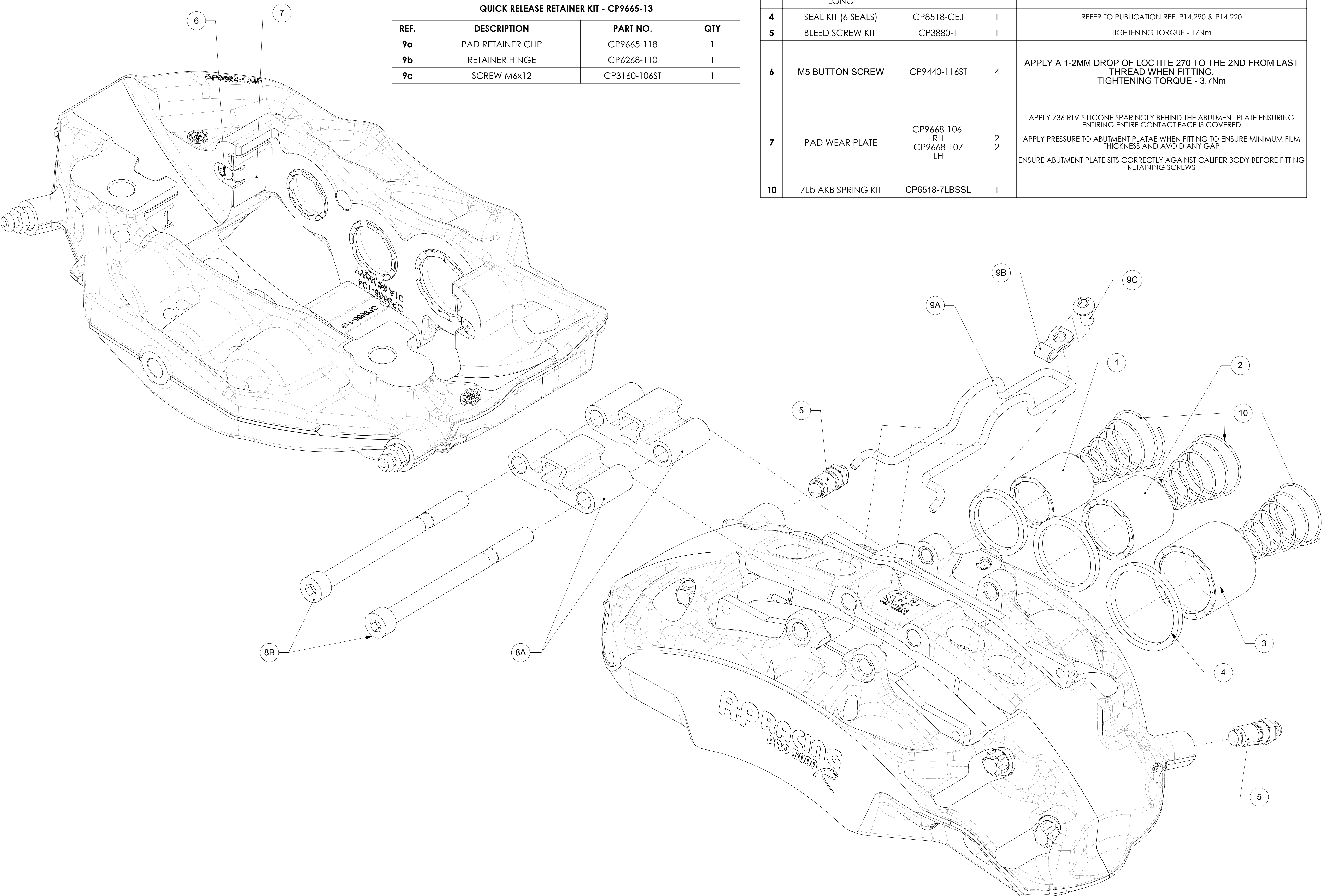
THIS DRAWING IS CONFIDENTIAL AND IS SUPPLIED ON THE EXPRESS CONDITION THAT IT SHALL NOT BE LOANED OR COPIED OR DISCLOSED TO ANY OTHER PERSON OR USED FOR ANY OTHER PURPOSE WITHOUT THE WRITTEN CONSENT OF AP RACING LTD.

AP RACING
 AP Racing
 Wheler Road
 Coventry
 CV3 4LB
 Tel: +44 024 7663 9595
 Fax: +44 024 7663 9559
 e-mail: sales@apracing.co.uk
 Web site: [HTTP://www.apracing.com](http://www.apracing.com)

PAD RETAINER KIT - CP9665-12			
REF.	DESCRIPTION	PART NO.	QTY
8a	PAD RETAINER	CP9665-119	2
8b	M8 CAP SCREW	CP3715-117ST	2

QUICK RELEASE RETAINER KIT - CP9665-13			
REF.	DESCRIPTION	PART NO.	QTY
9a	PAD RETAINER CLIP	CP9665-118	1
9b	RETAINER HINGE	CP6268-110	1
9c	SCREW M6x12	CP3160-106ST	1

CP9665-2/3S7L SPARES				
REF	DESCRIPTION	PART NO.	QTY / ASSY	FITTING INSTRUCTIONS
1	Ø1.06 SST PISTON 33.1 LONG	CP9665-114	2	
2	Ø1.25 SST PISTON 33.1 LONG	CP9665-115	2	
3	Ø1.5 SST PISTON 33.1 LONG	CP9665-116	2	
4	SEAL KIT (6 SEALS)	CP8518-CEJ	1	REFER TO PUBLICATION REF: P14.290 & P14.220
5	BLEED SCREW KIT	CP3880-1	1	TIGHTENING TORQUE - 17Nm
6	M5 BUTTON SCREW	CP9440-116ST	4	APPLY A 1-2MM DROP OF LOCTITE 270 TO THE 2ND FROM LAST THREAD WHEN FITTING. TIGHTENING TORQUE - 3.7Nm
7	PAD WEAR PLATE	CP9668-106 RH CP9668-107 LH	2 2	APPLY 736 RTV SILICONE SPARINGLY BEHIND THE ABUTMENT PLATE ENSURING ENTIRING ENTIRE CONTACT FACE IS COVERED APPLY PRESSURE TO ABUTMENT PLATAE WHEN FITTING TO ENSURE MINIMUM FILM THICKNESS AND AVOID ANY GAP ENSURE ABUTMENT PLATE SITS CORRECTLY AGAINST CALIPER BODY BEFORE FITTING RETAINING SCREWS
10	7Lb AKB SPRING KIT	CP6518-7LBSSL	1	



Issue No.	Alterations		Zone	Initials
	Date & No.	Particulars		
		SEE SHEET 1 FOR DETAILS		

SCALE 1:5 SHEET 2 OF 2
 DRAWN Jon Tait
 APPROVED
 DERIVED FROM cp9665-1cd
 TITLE
 6 PISTON PRO 5000 R
 CALIPER 180x42 MOUNTING
 DRG NO. CP9668-1CD